

Progress of Jinping Underground laboratory for Nuclear Astrophysics (JUNA)

WeiPing Liu^{1*}, ZhiHong Li¹, JiangJun He², XiaoDong Tang², Gang Lian¹, Zhu An³, JianJun Chang², Han Chen², QingHao Chen⁴, XiongJun Chen¹, ZhiJun Chen², BaoQun Cui¹, XianChao Du¹, ChangBo Fu⁵, Lin Gan¹, Bing Guo¹, GuoZhu He¹, Alexander Heger⁶, SuQing Hou², HanXiong Huang¹, Ning Huang³, BaoLu Jia², LiYang Jiang¹, Shigeru Kubono⁷, JianMin Li⁴, KuoAng Li², Tao Li², YunJu Li¹, Maria Lugaro⁸, XiaoBing Luo³, HongYi Ma², ShaoBo Ma², DongMing Mei⁹, YongZhong Qian¹⁰, JiuChang Qin¹, Jie Ren¹, YangPing Shen¹, Jun Su¹, LiangTing Sun², WanPeng Tan¹¹, Isao Tanihata¹², Shuo Wang¹³, Peng Wang³, YouBao Wang¹, Qi Wu², ShiWei Xu², ShengQuan Yan¹, LiTao Yang⁴, Yao Yang², XiangQing Yu², Qian Yue⁴, Sheng Zeng¹, HuanYu Zhang¹, Hui Zhang⁴, LiYong Zhang², NingTao Zhang², QiWei Zhang¹, Tao Zhang⁵, XiaoPeng Zhang⁵, XueZhen Zhang², ZiMing Zhang², Wei Zhao⁴, Zuo Zhao¹, and Chao Zhou¹
(JUNA Collaboration)

¹Department of Nuclear Physics, China Institute of Atomic Energy, Beijing 102413, China;

²Institute of Modern Physics, Lanzhou 730000, China;

³College of Nuclear Science and Engineering, Sichuan University, Chengdu 610065, China;

⁴Department of Engineering Physics, Tsinghua University, Beijing 100084, China;

⁵Department of Physics and Astronomy, Shanghai Jiaotong University, Shanghai 200240, China;

⁶School of Physics and Astronomy, Monash University, Melbourne, Victoria 3800, Australia;

⁷Center for Nuclear Study, University of Tokyo, Wako, Saitama 351-0198, Japan;

⁸Konkoly Observatory of the Hungarian Academy of Sciences, 1121 Budapest Konkoly-Thege Miklós u. 13-17, Hungary;

⁹Department of Physics, University of South Dakota, Vermillion, SD 57069, United States;

¹⁰School of Physics and Astronomy, University of Minnesota, Minneapolis MN 55455, United States;

¹¹Department of Physics, University of Notre Dame, Notre Dame, IN 46556, United States;

¹²Research Center for Nuclear Physics, Osaka University, Suita, Osaka 565-0871, Japan;

¹³School of Space Science and Physics, Shandong University, Weihai Campus, Weihai 264209, China

Received November 3, 2015; accepted December 8, 2015; published online January 28, 2016

Jinping Underground laboratory for Nuclear Astrophysics (JUNA) will take the advantage of the ultra-low background of CJPL lab and high current accelerator based on an ECR source and a highly sensitive detector to directly study for the first time a number of crucial reactions occurring at their relevant stellar energies during the evolution of hydrostatic stars. In its first phase, JUNA aims at the direct measurements of $^{25}\text{Mg}(p,\gamma)^{26}\text{Al}$, $^{19}\text{F}(p,\alpha)^{16}\text{O}$, $^{13}\text{C}(\alpha,n)^{16}\text{O}$ and $^{12}\text{C}(\alpha,\gamma)^{16}\text{O}$ reactions. The experimental setup, which includes an accelerator system with high stability and high intensity, a detector system, and a shielding material with low background, will be established during the above research. The current progress of JUNA will be given.

direct measurement, underground laboratory, $^{25}\text{Mg}(p,\gamma)^{26}\text{Al}$, $^{19}\text{F}(p,\alpha)^{16}\text{O}$, $^{13}\text{C}(\alpha,n)^{16}\text{O}$ and $^{12}\text{C}(\alpha,\gamma)^{16}\text{O}$ reactions, Gamow window, JUNA

PACS number(s): 26.20.+f, 26.30.+k, 25.40.Lw

Citation: W. P. Liu, et al. (JUNA Collaboration), Progress of Jinping Underground laboratory for Nuclear Astrophysics (JUNA), Sci. China-Phys. Mech. Astron. 59, 642001 (2016), doi: 10.1007/s11433-016-5785-9

*Corresponding author (email: wpliu@ciae.ac.cn)

1 Physical background

Nuclear astrophysics is an interdisciplinary research field that integrates nuclear physics and astrophysics. The ultimate goal of nuclear astrophysics is to understand how nuclear processes generate the energy of stars over their lifetimes and, in doing so, synthesize heavier elements from the primordial hydrogen and helium in the big bang which led to the expanding universe [1]. Remarkable progress in understanding origin of elements and evolution of stars has been made since 1930's. However, there are still many scientific questions which need to be solved [2]. Direct measurement of the cross sections for the key nuclear reactions crucial to hydrostatic stellar evolution within Gamow window is important for obtaining benchmark data for stellar model, verifying extrapolation model, constraining theoretical calculations, and solving key scientific questions in nuclear astrophysics [3]. The direct measurement of astrophysical reaction rates on stable nuclei that require high-intensity beams and extremely low background, represents the major challenge at the frontiers of nuclear astrophysics. The largest challenge is the small cross section amid with large natural background. With the ultra-low background in deep underground environment, direct measurement of these key reactions in underground lab becomes a frontier in the field of experimental nuclear astrophysics. The first underground based low-energy accelerator facility, LUNA [4, 5] at Gran Sasso underground laboratory has successfully demonstrated the feasibility of meeting these challenges. Encouraged by the LUNA success, underground nuclear astrophysics has become one of the frontiers in the field of nuclear astrophysics. Relevant research programs are proposed in the long range plan in China, US and EU, with high priorities.

China JinPing underground Laboratory (CJPL) was established from a constructing hydro-power plants in the Jinping mountain, Sichuan, China [6, 7]. The facility is located near the middle of traffic tunnel. The facility is shielded by 2400 m of mainly marble overburden, with radioactively quiet rock. Its ultra-low cosmic ray background, which is about 2 orders of magnitude lower than that in Gran Sasso, makes it into an ideal environment for low background experiment. CJPL phase I (CJPL-I) is hosting CDEX [8] and PandaX [9] dark matter experiments. CJPL phase II [10] (CJPL-II) is expected to be available by the beginning of 2016 with much larger scale underground experiments (200000 m³ volume). Jinping Underground laboratory for Nuclear Astrophysics (JUNA) will be one of its major research programs in CJPL-II.

CJPL provides a favorable condition to perform underground nuclear astrophysics experiment. Currently, JUNA has been funded by National natural Science Foundation of China (NSFC), Chinese Academy of Sciences (CAS) and China National Nuclear (CNNC). JUNA team has long time experience of nuclear astrophysics, such as in-direct measurements based on Tandem accelerator, direct measurements

based on 320 keV platform, and accomplishing the first direct measurement of $^{12}\text{C}(^{12}\text{C},n)^{23}\text{Mg}$ at stellar energies.

2 Scientific program

The first phase of JUNA project aims at direct measurement of (α, γ) and (α, n) , reactions in hydrostatic helium burning and (p, γ) and (p, α) reactions in hydrostatic hydrogen and helium burning based on Jinping deep underground laboratory. Currently, many key reaction rates still suffer large uncertainties arising from the ambiguity of extrapolation. By combining the unparalleled depth and the ultra-low background environment of Jinping with the high current driven by an ECR source, we will establish a dedicated deep underground lab for the research of nuclear astrophysics. In the first phase, four key reactions, $^{12}\text{C}(\alpha, \gamma)^{16}\text{O}$, $^{13}\text{C}(\alpha, n)^{16}\text{O}$, $^{25}\text{Mg}(p, \gamma)^{26}\text{Al}$ and $^{19}\text{F}(p, \alpha)^{16}\text{O}$, will be studied for the first time within or near the astrophysical relevant energy regions (Gamow window). We expect to provide key inputs of nuclear physics for understanding evolution of stars and origin of element and solve some long standing problems in the field of nuclear astrophysics. In the following sections, the experimental plans are shown.

2.1 $^{12}\text{C}(\alpha, \gamma)^{16}\text{O}$ reaction

The $^{12}\text{C}(\alpha, \gamma)^{16}\text{O}$ reaction is quoted as the holy grail in nuclear astrophysics [1]. The uncertainty of this reaction affects not only the nucleosynthesis of elements up to iron, but also the evolution of the massive stars and their final fates (black hole, neutron star). The cross section of this reaction has to be known within an uncertainty less than 10% at helium burning temperatures ($T_9 = 0.2$), corresponding to a Gamow window around $E_{\text{c.m.}} = 300$ keV. It is extremely difficult to directly measure the reaction cross section (about 10^{-17} barn) at this energy [11]. Current technology can only achieve 10^{-14} barn cross section level when $E_{\text{c.m.}} = 900$ keV. A direct measurement at $E_{\text{c.m.}} = 600$ keV near the Gamow window will be done in JUNA with high intensity $^4\text{He}^{2+}$ beam of a 400 kV high voltage platform to provide better constrain for extrapolating models¹⁾.

The main content of this research contains: 1) the measurement of angular distribution with high purity Germanium detectors (HPGe) at $E_{\text{c.m.}}=600$ keV and the extrapolation to Gamow window via the R-matrix theory, 2) optimizing the experiment setup and the condition of environment (including the beam, the background shielding and the high-purity high power target) according to the results at 600 keV, measuring the total cross section at $E_{\text{c.m.}}=600$ keV with a BGO detection array to derive the cross section data with precision of 10%, 3) test measurement at $E_{\text{c.m.}}=380$ keV with BGO array.

For an angular distribution measurement at $E_{\text{c.m.}}=600$ keV, we plan to use $^4\text{He}^{2+}$ beam with an intensity of 2.5 emA and

1) W. P. Liu, et al. The $^{12}\text{C}(\alpha, \gamma)^{16}\text{O}$ reaction proporsal, 2014, unpublished, <http://www.juna.ac.cn>.

an energy of 800 keV ($E_{c.m.}=600$ keV) to bombard a high-purity ^{12}C implantation target. Four or five HPGe detectors will be used to obtain the angular distribution of γ -rays emitted by $^{12}\text{C}(\alpha,\gamma)^{16}\text{O}$ reaction. With this information, the R-matrix method will be applied to derive the contribution of the E1 and E2 components and extrapolate the cross section down to Gamow window. Figure 1 shows the setup of four HPGe detectors and the high-purity ^{12}C target.

For total cross section measurement at $E_{c.m.}=600$ keV, with the results of angular distribution measurement at such an energy, we will optimize the experimental conditions, including: 1) optimizing the beam transmission, and the setup of shields to suppress the background coming from the beam, 2) confirming the origin of ^{13}C and improving the implantation condition of ^{12}C implantation target to minimize the disturbance of ^{13}C . The BGO detection array placed around the target chamber can significantly increase the detection efficiency (absolute efficiency 75% at $E_\gamma = 6$ MeV) of γ -rays. With the improvement above, an accurate total cross section will be obtained.

For total cross section test measurement at $E_{c.m.}=380$ keV, we will use $^4\text{He}^{2+}$ beam with an intensity of 2.5 emA and an energy of 507 keV ($E_{c.m.}=380$ keV) and the high-efficiency BGO detection array. A direct measurement of the total cross section of $^{12}\text{C}(\alpha,\gamma)^{16}\text{O}$ in the energy region of near Gamow window will be tested.

2.2 $^{13}\text{C}(\alpha,n)^{16}\text{O}$ reaction

The $^{13}\text{C}(\alpha,n)^{16}\text{O}$ reaction is the key neutron source reaction for the stellar s-process nucleosynthesis. Due to the existence of sub-threshold resonances, there is a rather large uncertainty (30%) in this important reaction rate which limits our understanding to the nucleosynthesis of heavy elements. We will take the advantage of the ultra low background in Jinping underground lab, the first underground high current accelerator based on an ECR source and high sensitive neutron detector to study directly this important reaction for the

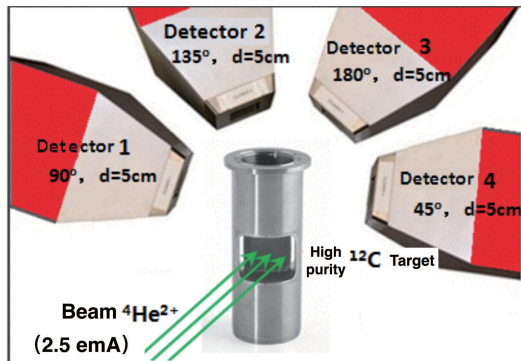


Figure 1 (Color online) Schematic of $^{12}\text{C}(\alpha,\gamma)^{16}\text{O}$ detection setup.

first time at energies down to $E_{c.m.} \sim 0.2$ MeV, within its relevant stellar energy range²⁾.

We are designing a fast neutron detector consisting of 24 ^3He proportional counters and a liquid scintillator. The schematic setup of the detector is shown in Figure 2. The scintillator has a cylindrical shape with a length of 0.4 m and a diameter of 0.4 m. The 24 ^3He counters are distributed in the two circles with radii of 0.1 m and 0.15 m, respectively.

The energies of neutrons from the $^{13}\text{C}(\alpha,n)^{16}\text{O}$ reaction are in the range of 2 to 3 MeV. The produced neutrons are firstly slowed down by the liquid scintillator. After their thermalization, some neutrons enter ^3He counters and are detected. With the coincidence between the fast signal from fast neutron slowing down inside the liquid scintillator and the delayed signal from the thermalized neutrons captured by the ^3He counters, we can effectively suppress the backgrounds in liquid scintillator and ^3He detectors. The detection efficiency after coincidence is estimated to be 20% for neutrons from the $^{13}\text{C}(\alpha,n)^{16}\text{O}$ reaction.

However, the coincidence cannot easily remove the correlated background. For example, in the decay chain of U/Th impurities in the stainless steel walls of ^3He counters, there is a possibility that some product emits β particle and then α decay. If the α particle enters the liquid scintillator while the β triggers the liquid scintillator, a correlated event will be recorded. To suppress this kind of background, we plan to analyze the waveforms from ^3He counters to select the neutron events and reject α events. As a tradeoff, the efficiency of the ^3He counters will be decreased by a factor of 2. Therefore, the detection efficiency with coincidence between the ^3He counters and the liquid scintillator drops to 10%.

2.3 $^{25}\text{Mg}(p,\gamma)^{26}\text{Al}$ reaction

The $^{25}\text{Mg}(p,\gamma)^{26}\text{Al}$ reaction is the main way to produce ^{26}Al in the galaxy and its cross section are dominated by the capture process of the isolated resonances in ^{26}Al . The temperature range of astrophysical interests is $T=0.02\text{--}2$ GK, so the

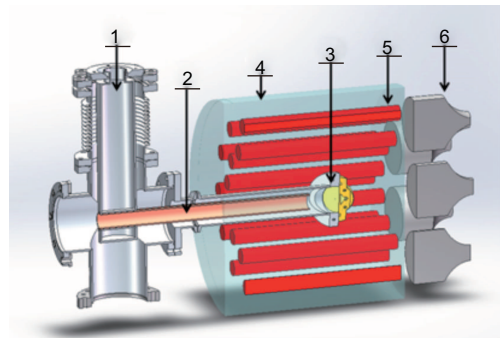


Figure 2 (Color online) Schematic drawing of low background highly sensitive fast neutron detector. 1. LN₂ cold trap; 2. Copper tube; 3. High power ^{13}C target; 4. Liquid scintillator; 5. ^3He detectors; 6. PMTs.

2) X. D. Tang, et al. The $^{13}\text{C}(\alpha,n)^{16}\text{O}$ reaction proposal, 2014, unpublished, <http://www.juna.ac.cn>.

levels between 50 keV and 310 keV are more important in the study of galactic ^{26}Al . Many experiments have been performed to study the $^{25}\text{Mg}(p, \gamma)^{26}\text{Al}$ reaction since 1970 [12-23], but the experiment on the surface of the earth can only reach to energies above $E_{\text{c.m.}} = 190$ keV due to the small cross section and large background induced by the cosmic rays. In 2012, the laboratory of underground nuclear astrophysics (LUNA) in Italy successfully measured the resonance strength at 92 keV with the help of aid of the ultra-low background condition in the underground laboratory [24, 25]. However, resonance at $E_{\text{c.m.}} = 58$ keV is still inaccessible for direct measurement in the shielding conditions of LUNA experiments. The underground laboratory of Jinping in China covered by the marble rock of 2400 m. Benefiting from the ultra low background and the high beam intensity, we will be able to measure the resonance strength of $^{25}\text{Mg}(p, \gamma)^{26}\text{Al}$ at $E_{\text{c.m.}} = 58$ keV with a 4π BGO γ detectors array, as showing in Figure 3.

In order to optimize the experimental setup for the $^{25}\text{Mg}(p, \gamma)^{26}\text{Al}$ reaction at JUNA, the strength of the resonance at $E_{\text{c.m.}} = 58$ keV has been estimated by using the shell model calculation. The results show that the $^{25}\text{Mg}(p, \gamma)^{26}\text{Al}$ reaction rate at $T < 0.06$ GK is dominated by the contribution of the resonance at $E_{\text{c.m.}} = 58$ keV [26]. The thick-target yield of the 58 keV resonance of $^{25}\text{Mg}(p, \gamma)^{26}\text{Al}$ with the calculated resonance strength is estimated under the conditions of JUNA with 10 mA proton beams and 4π BGO γ -ray detector. The maximum yield is proportional to the resonance strength by

$$Y_{\text{max}}(\infty) = \frac{\lambda_r^2}{2} \omega \gamma \frac{M + m}{M \epsilon_r}, \quad (1)$$

where λ_r and ϵ_r are the de Broglie wavelength and stopping power at resonant energy, M and m are the mass of the target nucleus and projectile, respectively. According to the calculation with eq. (1), the effect statistical counting rate of the $^{25}\text{Mg}(p, \gamma)^{26}\text{Al}$ reaction at $E_{\text{c.m.}} = 58$ keV is about 1.4 events per day. The background counting rate is estimated to be less than 0.2 events per day. Thus we can accumulate around 40 reaction events in one month, and the statistic uncertainty will be about 16%.




Figure 3 (Color online) The 4π BGO γ -ray detector designed for JUNA.

2.4 $^{19}\text{F}(p, \alpha)^{16}\text{O}$ reaction

The $^{19}\text{F}(p, \alpha)^{16}\text{O}$ reaction is considered to be an important reaction in the CNO cycles. Currently, the experimental cross sections of this reaction at Gamow energies are still incomplete, and the precision of its thermonuclear reaction rate does not yet satisfy the model requirement. The proposed experiment is targeting on direct cross section measurement of the key $^{19}\text{F}(p, \alpha)^{16}\text{O}$ reaction right down to the Gamow energies (70-350 keV in the center-of-mass frame) with a precision better than 10%³⁾.

A ‘lamp’-type Micron silicon array will be constructed for the charged particle measurement, which can cover about 4π solid angle. This universal detection array will set the base for studying the charged-particle-induced reactions at JUNA. A conceptual design is shown in Figure 4. It can not only measure the total (p, α_0) cross section but also the angular distribution. The experimental angular distribution is very useful for revealing nuclear structure of the low-energy resonances. In this experiment, a thin target of about $4 \mu\text{g}/\text{cm}^2$ CaF_2 will be utilized, which is evaporated on a thin metal backings. Thanks to the high Q value (about 8.11 MeV) for this reaction, the average energy for the emitted α particles is about 6.7 MeV. These relatively high-energy particles can penetrate the backings and be detected easily at the forward angle. The detectors at the forward angle do not face the Rutherford-scattered strong proton beam which is stopped in the backings. However, those detectors at the backward angle should be shielded by a thin foil, e.g., a mylar foil, to stop the scattered protons. The target backing will be connected to a cooling device to release the heat during the experiment.

As for the $^{19}\text{F}(p, \alpha)^{16}\text{O}$ channel, the energies of emitted γ rays are about 6-7 MeV. In this project, two γ detection arrays will be constructed: one is a HPGe array whose absolute detection efficiency is about 1% for the γ rays of interest with excellent energy resolution; another one is the 4π BGO array as introduced above, whose absolute efficiency is about 75%.

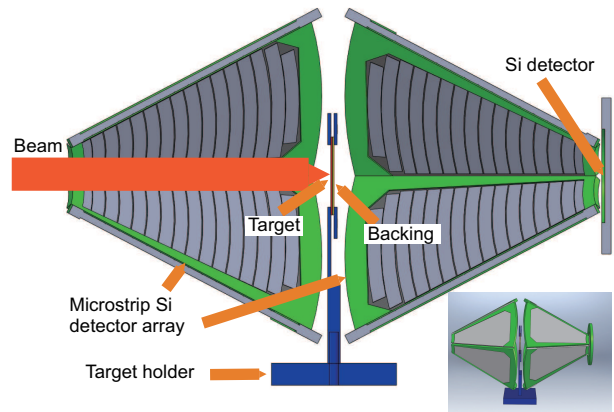


Figure 4 (Color online) Conceptual silicon detector array designed for measuring the charged particles.

3) J. J. He, et al. The $^{19}\text{F}(p, \gamma)^{16}\text{O}$ reaction proposal, 2014, unpublished, <http://www.juna.ac.cn>.

Table 1 Basic parameters of four reactions planned

| Reaction | Beam | Intensity (emA) | c.m. energy (keV) | Cross section | Target thickness | Efficiency (%) | Event rate (/day) | Background rate (/day) |
|--|--------------------|-----------------|-------------------|--|---------------------------------|----------------|-------------------|------------------------|
| $^{12}\text{C}(\alpha, \gamma)^{16}\text{O}$ | $^4\text{He}^{2+}$ | 2.5 | 380 | 10^{-13} mb | 10^{18} atoms/cm ² | 75 | 0.7 | 0.7 |
| $^{13}\text{C}(\alpha, n)^{16}\text{O}$ | $^4\text{He}^{1+}$ | 10 | 200 | 4×10^{-11} mb | thick target | 20 | 7 | 1 |
| $^{25}\text{Mg}(p, \gamma)^{26}\text{Al}$ | $^1\text{H}^{1+}$ | 10 | 58 | $\omega \gamma 2.1 \times 10^{-13}$ eV | 0.6 $\mu\text{g}/\text{cm}^2$ | 38 | 1.4 | 0.7 |
| $^{19}\text{F}(p, \alpha \gamma)^{16}\text{O}$ | $^1\text{H}^{1+}$ | 0.1 | 100 | 7.2×10^{-9} mb | 4 $\mu\text{g}/\text{cm}^2$ | 75 | 27 | 0.7 |

Table 2 Comparison of the goal for four reaction with current status

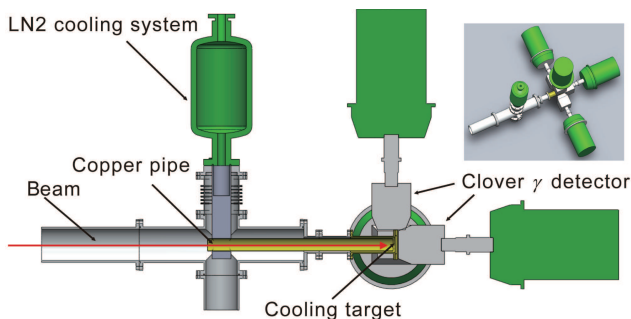
| Reaction | Physics | Current energy limit (keV) | Current uncertainty (%) | Ref. | JUNA energy limit (keV) | Expected uncertainty (%) |
|--|--------------------------------|----------------------------|-------------------------|------|-------------------------|--------------------------|
| $^{12}\text{C}(\alpha, \gamma)^{16}\text{O}$ | Massive star | 890 | 60 | [27] | 380 | test |
| $^{13}\text{C}(\alpha, n)^{16}\text{O}$ | s-process neutron source | 279 | 60 | [28] | 200 | 20 |
| $^{25}\text{Mg}(p, \gamma)^{26}\text{Al}$ | Galaxy ^{26}Al source | 92 | 20 | [24] | 58 | 15 |
| $^{19}\text{F}(p, \alpha \gamma)^{16}\text{O}$ | F overabundance | 189 | 80 | [29] | 100 | 10 |

but with moderate resolution. Here, the HPGe array will be utilized in the $E_{\text{c.m.}} > 140$ keV energy region, while the BGO array will be used below this energy region. With the excellent resolution of the HPGe detector, the possible contaminations can be resolved and identified clearly, which makes the BGO γ -ray identification reliable at lower-energy region. A conceptual design for the HPGe array is shown in Figure 5.

The preliminary studies will be done based on the 320 kV platform at IMP Lanzhou. In the period of 2015-2016, several tests for the proposed experiment will be carried out, in order to check: (1) the stability of the thin CaF_2 target against the high current, about several tens of μA of proton; (2) the contaminants at the forward angles; (3) the chemical compositions of the target. As scheduled, we will run a campaign for the experimental measurement in 2017, and publish the results in 2019.

2.5 Summary of the four reactions

The counting rate of the four reactions are estimated according to the updated evaluation and/or the best extrapolation.

**Figure 5** (Color online) Conceptual HPGe detector array designed for measuring the γ rays.

The counting rate are deduced from the CJPL-I environment and detector γ and neutron measurement data. The results are summarized in Table 1. We also compared our expected uncertainties of data with current experimental results. The results are summarized in Table 2.

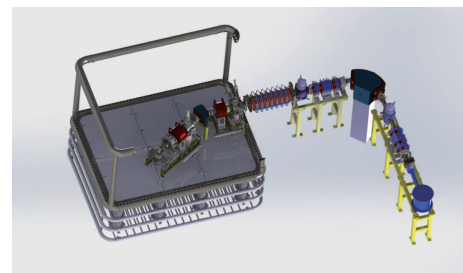
3 Accelerator, detector and shielding system

The key techniques, which includes the accelerator system with high stability and high intensity, the detector detection system, and the shielding material with ultra-low background, will be developed through the above research.

The preliminary design of the low energy and high current accelerator system of JUNA is shown in Figure 6. For ensuring the four reaction measurement, we plan to optimize the accelerator system based on the following consideration⁴⁾.

3.1 2.45 GHz ECR ion source and Low Energy Beam Transport Line

We adopted a design of 2.45 GHz ECR which is developed for the CI-ADS project. This ion source is expected to deliver 12 emA proton, 6 emA He^+ and 2.5 emA He^{2+} . The

**Figure 6** (Color online) Design of the low energy and high current accelerator system.

4) G. Lian, et al. The JUNA platform proposal, 2014, unpublished, <http://www.juna.ac.cn>.

maximum beam energy out of ion source is 50 keV/q with emittance less than 0.2π -mm-mrad. The Low Energy Beam Transport line (LEBT) is designed to minimize the space charge effect and improve the beam transport efficiency. Beam will be accelerated before being focused with two solenoids. To keep the LEBT as short as possible, all the steering magnets are built inside of the solenoids. He^{2+} beam is expected to be mixed with a large fraction of He^+ beam. A 30 deg magnet will be added between the two solenoids to filter out the intense He^+ and reduce the burden of the acceleration tube.

3.2 Developing a high stability power supply system

For JUNA project, the long-term stability is one of the critical parameters to ensure the high measurement precision. Hence the high-voltage power supply with high stability must be used. We plan to cooperate with Glassman High Voltage, Inc and develop a 400 kV, 6 kW high stability power supply (long-term output voltage stability 0.05%, ripple voltage 0.01%).

3.3 Optimizing the design of the accelerating tube

As for the low energy and high intensity beam, the space-charge effect must be controlled during transmission in order to increase the transport efficiency. The high transport efficiency could not only ensure enough beam intensity on target, but also reduce the background brought by the beam itself. We plan to adopt segmental voltage for the accelerating tube and design an acceleration and deceleration structure for the accelerating tube electrode to reduce the space-charge effect.

3.4 The design and installation of the experimental shielding system

The effect to background ratio of the nuclear reaction measurement will be significantly enhanced with the ultra-low background of CJPL and high current beam. But at the same time the high current beam will bring new background, which must be shielded. We plan to construct two shielding systems around the target chamber and the detectors, aiming at shielding γ -ray and neutron, respectively.

In order to avoid the influence to other laboratories in CJPL, we plan to cover the accelerating tube with Lead shielding layer and build a concrete shielding wall in our laboratory to control the background coming from accelerator.

3.5 The development of the high power solid target

In order to keep the stability of the solid target under the bombardment of high intensity beam, we plan to develop a high power solid target system. The temperature of target will be effectively controlled by careful design of heat conduction and water cooling device. The design power of the solid tar-

get system is 20 kW/cm^2 , which can satisfy the requirement of the four experiments in the JUNA project.

4 Summary and conclusion

The accelerator system and detector array will be installed in 2017, experiment will be started in 2018 and the first batch of experimental results will be delivered in 2019.

In summary, a new underground nuclear astrophysics experiment JUNA is being developed at Jinping, China. It is planned to set up a particle accelerator and detectors used to replicate the nuclear processes generating energy within stars and the synthesis of heavier elements from hydrogen and helium in the primordial universe. The unparalleled rock shielding greatly reduce cosmic ray background, making it easier for researchers to detect rare and subtle events. With a more powerful accelerator and a deeper location than other efforts, JUNA has the potential to take a favorable position among underground nuclear astrophysics labs.

This work was supported by the National Natural Science Foundation of China (Grant Nos. 11490560 and 11321064) and the National Basic Research Program of China (Grant No. 2013CB834406).

- 1 C. Rolfs, and W. S. Rodney, *Cauldrons in the Cosmos* (The University Chicago Press, Chicago, 1988).
- 2 E. Haseltine, *Discover Mag.* **23**, 2 (2002).
- 3 C. Iliadis, *Nuclear Physics of Stars* (Wiley-VCH Verlag GmbH, Weinheim, 2007).
- 4 A. Formicola, G. Imbriani, M. Junker, D. Bemmerer, R. Bonetti, C. Brogini, C. Casella, P. Corvisiero, H. Costantini, G. Gervino, C. Gustavino, A. Lemut, P. Prati, V. Roca, C. Rolfs, M. Romano, D. Schürman, F. Striedera, F. Terrasi, H.-P. Trautvetter, and S. Zavatarelli, *Nucl. Instrum. Methods Phys. Res.* **507**(3), 609 (2003).
- 5 H. Costantini, A. Formicola, G. Imbriani, M. Junker, C. Rolfs, and F. Strieder, *Rep. Prog. Phys.* **972**(8), 086301 (2009).
- 6 H. S. Chen, *Science* **62**, 4 (2010).
- 7 J. P. Cheng, S. Y. Wu, Q. Yue, and M. B. Shen, *Physics* **03**(03), 149 (2011).
- 8 W. Zhao, et al. (CDEX Collaboration), *Phys. Rev. D* **88**(5), 1201 (2013).
- 9 X. G. Cao, et al. (PandaX Collaboration), *Sci. China-Phys. Mech. Astron.* **57**(8), 1476 (2014).
- 10 D. Normile, *Science* **346**(6213), 1041 (2014).
- 11 L. Buchmann, *Nucl. Phys. A* **758**, 355c (2005).
- 12 R. R. Betts, H. T. Fortune, and D. J. Pullen, *Nucl. Phys. A* **299**(3), 412 (1978).
- 13 A. E. Champagne, A. J. Howard, and P. D. Parker, *Nucl. Phys. A* **402**(1), 159 (1983).
- 14 A. E. Champagne, A. J. Howard, and P. D. Parker, *Nucl. Phys. A* **402**(1), 179 (1983).
- 15 P. M. Endt, P. de Wit, and C. Alderliesten, *Nucl. Phys. A* **459**(1), 61 (1986).
- 16 A. E. Champagne, A. B. McDonald, T. F. Wang, A. J. Howard, P. V. Magnus, and P. D. Parker, *Nucl. Phys. A* **451**(3), 498 (1986).
- 17 P. M. Endt, and C. Rolfs, *Nucl. Phys. A* **467**(2), 261 (1987).
- 18 A. E. Champagne, A. J. Howard, M. S. Smith, P. V. Magnus, and P. D. Parker, *Nucl. Phys. A* **505**(2), 384 (1989).

- 19 A. A. Rollefson, V. Wijekumar, C. P. Browne, M. Wiescher, H. J. Hausman, W. Y. Kim, and P. Schmalbrook, *Nucl. Phys. A* **507**(2), 413 (1990).
- 20 C. Iliadis, T. Schanche, C. Rolfs, U. Schroder, E. Somorjai, H. P. Trautvetter, K. Wolke, P. M. Endt, S. W. Kikstra, A. E. Champagne, M. Arnould, and G. Paulus, *Nucl. Phys. A* **512**(3), 509 (1990).
- 21 C. Iliadis, L. Buchmann, P. M. Endt, H. Herndl, and M. Wiescher, *Phys. Rev. C* **53**(1), 475 (1996).
- 22 D. C. Powell, C. Iliadis, A. E. Champagne, S. E. Hale, V. Y. Hansper, R. A. Surman, and K. D. Veal, *Nucl. Phys. A* **644**(4), 263 (1998).
- 23 A. Arazi, T. Faestermann, J. O. F. Niello, K. Knie, G. Korschinek, M. Poutivtsev, E. Richter, G. Rugel, and A. Wallner, *Phys. Rev. C* **74**(2), 025802 (2006).
- 24 F. Strieder, B. Limata, A. Formicola, G. Imbriani, M. Junker, D. Bemmerer, A. Best, C. Broggini, A. Cacioli, P. Corvisiero, H. Costantini, A. DiLeva, Z. Elekes, Z. Fulop, G. Gervino, A. Guglielmetti, C. Gustavino, G. Gyurky, A. Lemut, M. Marta, C. Mazzocchi, R. Menegazzo, P. Prati, V. Roca, C. Rolfs, C. R. Alvarez, E. Somorjai, O. Straniero, F. Terrasi, and H. P. Trautvetter, *Phys. Lett. B* **707**, 60 (2012).
- 25 O. Straniero, G. Imbriani, F. Strieder, D. Bemmerer, C. Broggini, A. Cacioli, P. Corvisiero, H. Costantini, S. Cristallo, A. DiLeva, A. Formicola, Z. Elekes, Zs. Fulop, G. Gervino, A. Guglielmetti, C. Gustavino, Gy. Gyurky, M. Junker, A. Lemut, B. Limata, M. Marta, C. Mazzocchi, R. Menegazzo, L. Piersanti, P. Prati, V. Roca, C. Rolfs, C. R. Alvarez, E. Somorjai, F. Terrasi, and H. P. Trautvetter, *Astrophys. J.* **763**(2), 100 (2013).
- 26 Z. H. Li, J. Su, Y. J. Li, B. Guo, E. T. Li, Y. B. Wang, S. Q. Yan, and W. P. Liu, *Sci. China-Phys. Mech. Astron.* **58**, 082002 (2015).
- 27 J. W. Hammer, M. Fey, R. Kunz, J. Kiener, V. Tatischeff, F. Haas, J. L. Weil, M. Assuncao, C. Beck, C. Boukari-Pelissie, A. Coc, J. J. Correia, S. Courtin, F. Fleurot, E. Galanopoulos, C. Grama, F. Hammache, S. Harissopoulos, A. Korichi, E. Krmpotic, D. Le Du, A. Lopez-Martens, D. Malcherek, R. Meunier, P. Papka, T. Paradellis, M. Rousseau, N. Rowley, G. Staudt, and S. Szilner, *Nucl. Phys. A* **758**, 363 (2005).
- 28 H. W. Drotleff, A. Denker, H. Knee, M. Soine, G. Wolf, and J. W. Hammer, *Astrophys. J.* **414**, 735 (1993).
- 29 I. Lombardo, D. Dell'Aquila, A. Di Leva, I. Indelicato, M. La Cognata, M. La Commara, A. Ordin, V. Rigato, M. Romoli, E. Rosato, G. Spadaccini, C. Spitaleri, A. Tumino, and M. Vigilante, *Phys. Lett. B*, **748**, 178 (2015).